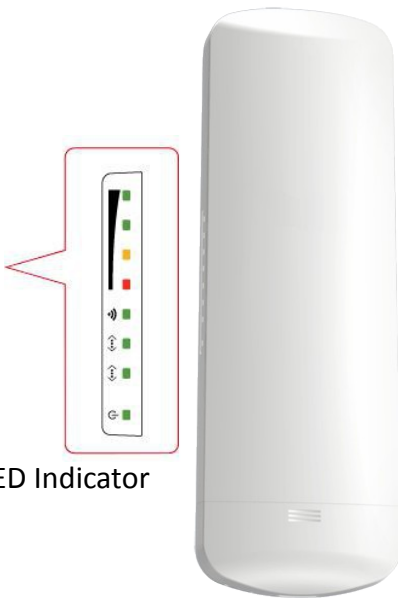


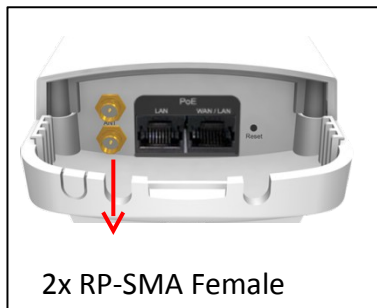
N2C

802.11n 2x2 Long-Range Outdoor AP/CPE 2x RP-SMA female connector

N2C is a cost effective 802.11n outdoor AP/CPE operating in a 2.4GHz band that is also compliant with IEEE 802.11b/g standard. It build-in external 2x RP-SMA female connector for all kind of applications and antennas with dual Ethernet ports. The N2C support passive PoE allowing easy installation without any environment limitation.



LED Indicator



2x RP-SMA Female




Optional Accessory:
External Antenna Holder

Applications:

> Access Point



> Client Mode



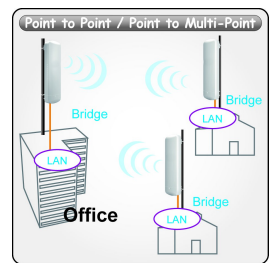
> WISP Mode



> Router Mode



> Point To Point



N2C

802.11n 2x2 Long-Range Outdoor AP/CPE 2x RP-SMA female connector

Specifications:

CPU	Atheros AR7240					
Flash	8MB					
RAM	32MB					
Interface	2 x RJ45 & 1x Reset					
Antenna	External 2x RP-SMA Antenna Connector					
Output Power (dBm)	802.11b	1Mbps	29 ± 1.5	802.11g	6Mbps	29 ± 1.5
		2.2Mbps	29 ± 1.5		24Mbps	29 ± 1.5
		5.5Mbps	29 ± 1.5		36Mbps	28 ± 1.5
		11Mbps	29 ± 1.5		54Mbps	28 ± 1.5
	802.11n	MCS0	29 ± 1.5			
		MCS3	29 ± 1.5			
		MCS6	26 ± 1.5			
		MCS9	29 ± 1.5			
		MCS12	28 ± 1.5			
		MCS15	25 ± 1.5			
Sensitivity (dB)	802.11b	1Mbps	-95	802.11g	6Mbps	-90
		2.2Mbps	-94		24Mbps	-82
		5.5Mbps	-92		36Mbps	-80
		11Mbps	-90		54Mbps	-75
	802.11n	MCS0	-91			
		MCS3	-83			
		MCS6	-74			
		MCS9	-89			
		MCS12	-80			
		MCS15	-72			
Operation Mode	AP	Client	WISP	Router	WDS Bridge	
Software	Site Survey Bandwidth Control SNMP v1/v2 support adjustable output power Distance Adjustment Radius (802.1x)					
Mounting	Pole Mount (Standard)		Adjust Angle Mount (Option)			
Size	TBD		Weight		TBD	
Power Source	24V PoE Adapter					

Standard Package:

- N2C unit
- Install Guide Card
- PoE Power Adapter
- Plastic Strips

Installed Diagram:



*cable, Antenna, Antenna Holder sell separated

