


ANTENNAS | HELI-3

HELI-3

2400 - 2500 MHZ HIGH GAIN MINE/TUNNEL ANTENNA




2400 - 2500
MHz


17.5 dBi


VSWR
< 2.0:1




-20°C to +70°C


IP 65


UL 94-HB




Increase
x Mb/s



- Circular polarised helical antenna
- WiFi compatible
- Uni-directional
- Ruggedised
- Future proof

Product overview


This high gain directional antenna compliments our Wi-Fi MinePoynt tunnel and mine antennas. The combination of MinePoynt beam antennas for long distance Thru-tunnel links with this directional antenna, exploits Poynting's fifteen years' experience in designing and manufacturing antennas for underground mining data networks. The tunnel antenna is the ideal antenna for 2.4-2.5 GHz wireless applications in tunnels. In tests, both the data rate and range achieved with this antenna was greater than obtained when using linearly polarized panel antennas of the same gain. The hardy construction of this antenna makes it ideal for the mining environment. A-HELI-0003 is a directional antenna whilst the closely related A-HELI-0008 fires in both directions (Bi-directional). An intrinsically safe version of this antenna is available with code A-HELI-0003-IS. This antenna gives you a low cost network infrastructure for current voice and data needs in mines and tunnels.

Features

- Proven antenna performance giving maximum range in all directions
- Ideal where the other devices used polarisation could change
- High gain over the 2400 MHz Wi-Fi band
- Versatile installation mounting options
- Lightweight


Application Areas

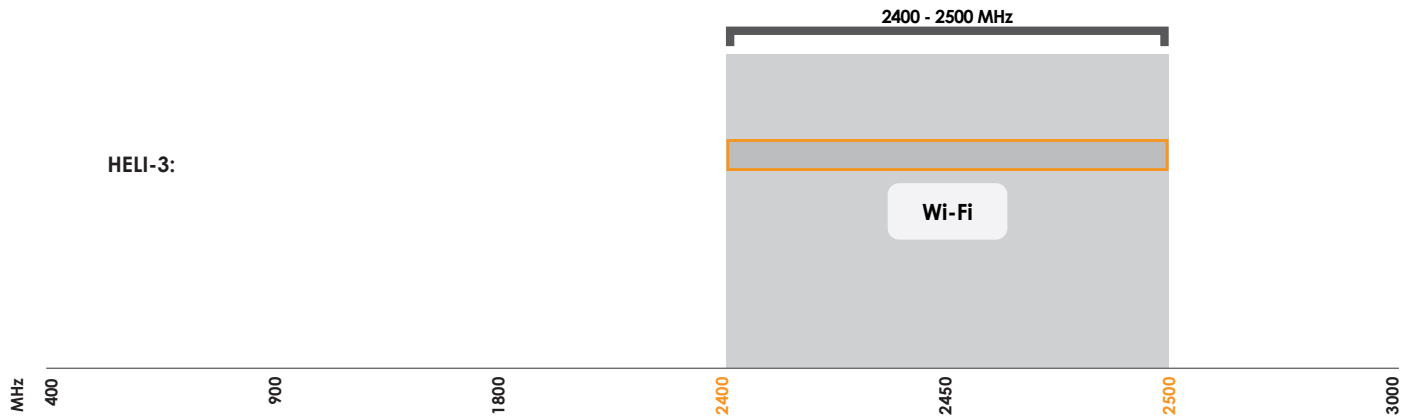
- Supplementing fibre/cable networks by providing wireless "Hotspots" to areas to enhance mobility or extend networks to inaccessible areas such as mines and tunnels
- Underground telemetry
- Creation of complete in tunnel/mine wide data networks and or internet connectivity
- Seamless connection to personnel using VOIP phones, smart devices and tablets
- M2M applications



Frequency bands

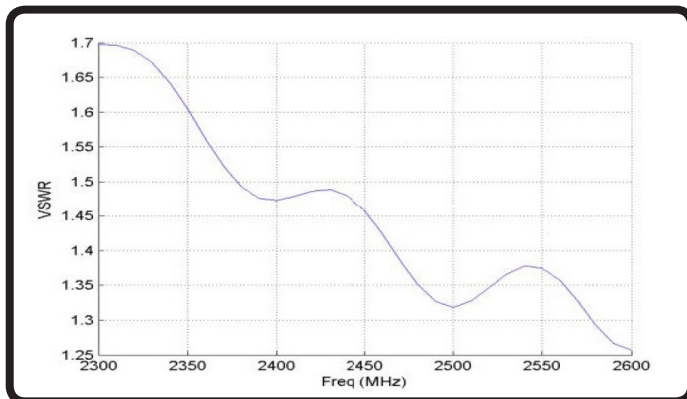
The HELI-3 is a wide-band antenna that works from 2400 - 2500 MHz

 Indicates the bands on which this antenna works



Antenna performance plots

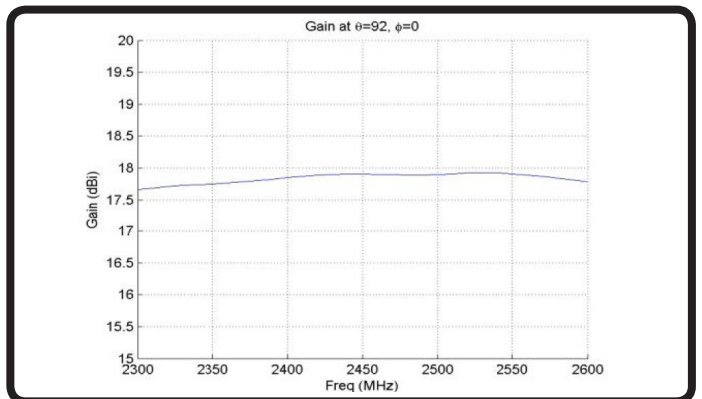
VSWR:



Voltage Standing Wave Ratio (VSWR)

VSWR is a measure of how efficiently radio-frequency power is transmitted from a power source, through a transmission line, into a load. In an ideal system, 100% of the energy is transmitted which corresponds to a VSWR of 1:1. The HELI-3 delivers superior performance across all bands with a VSWR of < 2.0:1 or better.

Gain: (excluding cable loss)



Gain* in dBi

17.5 dBi is the peak gain across all bands from 2400 - 2500 MHz

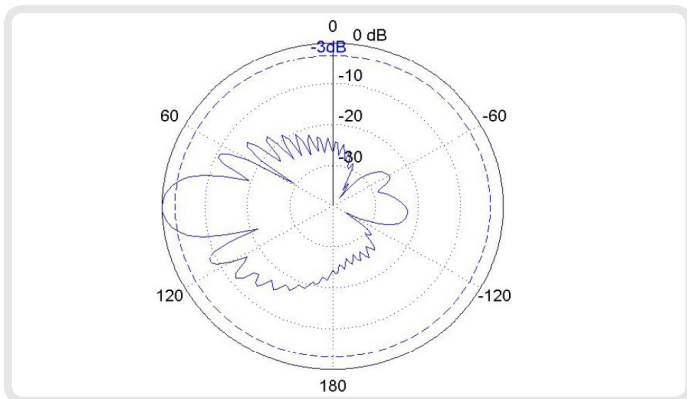
Gain @ 2400-2500 MHz:

17.5 dBi

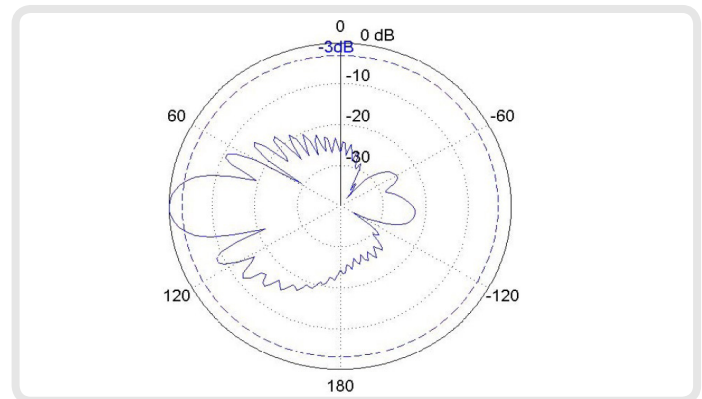
*Antenna gain measured with polarisation aligned standard antenna

Radiation patterns

Azimuth: 2400 - 2500 MHz (side view)



Elevation: 2400 - 2500 MHz (top view)



Electrical specifications

Frequency bands:	2400 - 2500 MHz
Gain (Max):	17.5 dBi
VSWR:	<2.0:1
Feed power handling:	30 W
Input impedance:	50 Ohm (nominal)
Polarisation:	Right-hand Circular
DC Short:	No
Connector type:	N-type female

Environmental specifications

Temperature range (operating):	-20°C to +70°C
Environmental conditions:	Outdoor/Indoor
Operating relative humidity:	Up to 98%
Storage humidity:	5% to 95% - non condensing
Storage temperature:	-20°C to +70°C
Flammability rating:	UL 94 -HB

Ordering information

Commercial name:	HELI-3
Order product code:	A-HELI-0003
EAN number:	0707273468727

Additional accessories available

Extension Cables:	Up to 15m HDF 195
Various connectors available	

For more detailed information and availability in your region, visit our web site: www.poynting.tech

Contact Poynting

Poynting Antennas (Pty) Ltd - Head Office

Unit 4, N1 Industrial Park
Landmarks Avenue,
Samrand, 0157
South Africa

Phone: +27 (0) 12 657 0050

E-mail: sales@poynting.co.za

Mechanical specifications

Product dimensions (L x W x D):	1050 mm x 150 mm x 120 mm
Packaged dimensions:	1060 mm x 160 mm x 160 mm
Weight:	2.35 kg
Packaged weight:	2.6 kg
Radome material:	PVC
Radome colour:	429C RAL 7038

Product box contents

Antenna:	A-HELI-0003
Mounting bracket:	Two 6mm eyebolts for ceiling mount

The connector is factory mounted to the antenna



Certification approvals and standards

Water ingress protection ratio/standard:	IP 65 (NEMA 4X)
Impact resistance:	IK 08
Salt spray:	MIL-STD 810F /ASTM B117
Product safety:	Complies with UL, CE, EN, CSA and IEC standards



HELI-3

©2015 Poynting Antennas (Pty) Ltd. All rights reserved.
Product Specifications may change without prior notice
Revised: July 2017

Regulatory Compliance: RoHS 2011/65/EU Compliant | ISO 9001:2008
Document version: TS-A-HELI-0003 v1
www.poynting.tech