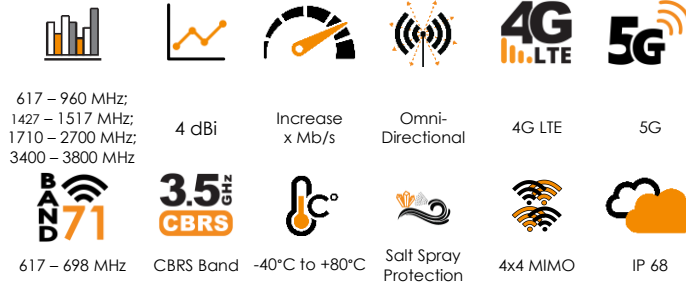


# OMNI-414

ANTENNAS | OMNI-414 SERIES

## OMNI-DIRECTIONAL, MARINE, 4X4 MIMO LTE/5G ANTENNA

617 – 3800 MHz, 4 dBi



- Ultra-wideband, omni-directional marine & coastal antenna
- 4x4 MIMO capability for improved performance
- Covers contemporary LTE/5G bands from 617 to 3800 MHz
- UV and saltwater protected for marine and coastal conditions
- Robust and all-weather proof for harsh conditions at sea (IP 68)
- Various 316 stainless steel mounting brackets available optionally



Marine



Urban



Rural/Farm



Industrial

APPLICATION AREAS

### Product Overview

The OMNI-414 is an ultra-wideband antenna, which covers all contemporary LTE/5G frequency bands with excellent balanced gain across all frequencies from 617 to 3800 MHz. The antenna also offers 4x4 MIMO capability from its vertically separated radiating elements, all in the same single radome. The antenna design allows for superior pattern control over the entire frequency range, making the OMNI-414 a true omni-directional 4x4 MIMO antenna, suitable for marine and coastal applications. The antenna also comes with an IP68 protection rating against dust and water ingress, making it ideal for most severe storms at sea. The radome is also fully salt water protected so that it can be used in highly corrosive environments, thanks to the UV stable ASA radome material. The OMNI-414 guarantees signal reception almost everywhere and is usable in all part of the world. The ultra-wideband performance makes the antenna future proof, as it covers LTE Band 71 (617 to 698 MHz) as well as the CBRS bands from 3400 to 3800 MHz for inland use.

### Features

- 4x4 MIMO capable for improved performance
- Wideband omni-directional antenna (617 to 3800 MHz)
- Includes Band 71 (617 to 698 MHz) and 3.5 GHz 5G band
- Robust and weather resistant enclosure with IP 68 rating
- UV and salt-water resistant enclosure

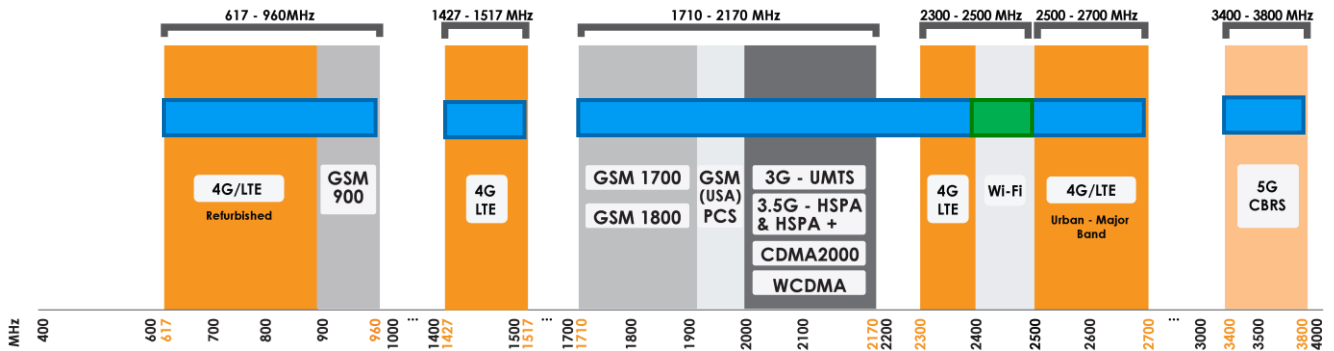
### Application Areas

- Marine applications: Yachts / Boats / Ferries
- Enhanced LTE/4G and 5G reception
- Increase system transmission reliability
- High-end industrial grade router applications
- Industrial and commercial LTE/5G deployment
- Agricultural and farming LTE/5G data distribution



### Frequency Bands

The OMNI-414 is an Omni-directional antenna that works from 617 – 960 MHz | 1427 – 1517 MHz | 1710 – 2700 MHz | 3400 – 3800 MHz



Indicates the LTE/5G bands on which OMNI-414 works  Indicates the Wi-Fi bands on which OMNI-414 works

### Antenna Overview

Ports	4
SISO / MIMO	MIMO
Frequency Bands	617 – 3800 MHz
Polarisation	Linear (Vertical)
Peak Gain	4 dBi
Coax Cable Type	Twin HDF 195
Coax Cable Length	2m
Connector Type	SMA (M)

*\*The coax cable & connector are factory mounted to the antenna*

## Electrical Specifications

<b>Frequency bands:</b>	617 – 960 MHz 1427 – 1517 MHz 1710 – 2700 MHz 3400 – 3800 MHz
<b>Gain (Max):</b>	0 dBi @ 617 - 960 MHz 2 dBi @ 1427 - 1517 MHz 4 dBi @ 1710 – 2700 MHz 4 dBi @ 3400 - 3800 MHz
<b>Gain (Mean):</b>	-0.5 dBi @ 617 - 960 MHz 1.5 dBi @ 1427 - 1517 MHz 3.5 dBi @ 1710 – 2700 MHz 3.5 dBi @ 3400 - 3800 MHz
<b>VSWR:</b>	<3:1
<b>Feed power handling:</b>	10 W
<b>Input impedance:</b>	50 Ohm (nominal)
<b>Polarisation:</b>	Linear Vertical
<b>Coax cable loss:</b>	0.385 dB/m @ 900 MHz 0.507 dB/m @ 1500 MHz 0.565 dB/m @ 1800 MHz 0.666 dB/m @ 2400 MHz 0.788 dB/m @ 3000 MHz
<b>DC short:</b>	Yes

## Product Box Contents

<b>Antenna:</b>	A-OMNI-0414-V1-01
<b>Mounting bracket:</b>	1" (14 TPI) Marine Adapter (BRKT-40) & L-bracket (Ø30-50mm Pole)

## Ordering Information

<b>Commercial name:</b>	OMNI-414
<b>Order product code:</b>	A-OMNI-0414-V1-01
<b>EAN number:</b>	6009710923504

## Mechanical Specifications

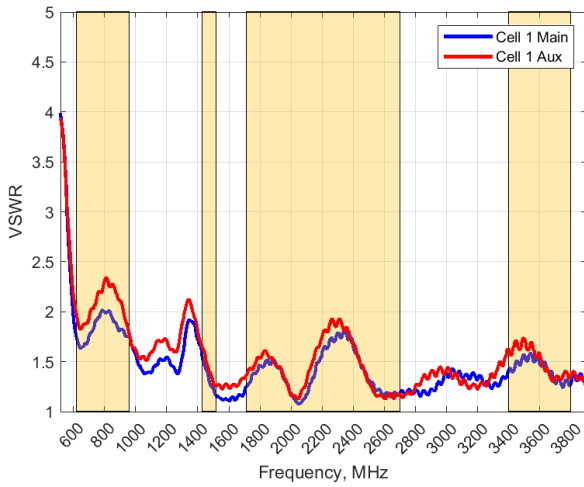
<b>Product dimensions</b>	750 mm x Ø75 mm (Incl. BRKT-40)
<b>Packaged dimensions:</b>	705 mm x 150 mm x 100 mm
<b>Weight:</b>	1.06 kg
<b>Packaged weight:</b>	1.88 kg
<b>Radome material:</b>	UV Stable Marine ASA
<b>Radome colour:</b>	Brilliant White Pantone P 179-1 C
<b>Mounting Type:</b>	Standard 1" -14 TPI marine mount & Wall/pole mount

## Environmental Specifications, Certification & Approvals

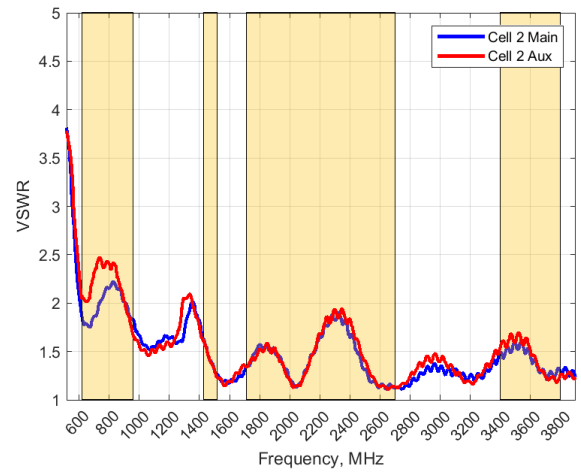
<b>Wind Survival:</b>	<160 km/h
<b>Temperature Range (Operating):</b>	-40°C to +80°C
<b>Environmental Conditions:</b>	Outdoor/Indoor
<b>Water ingress protection ratio/standard:</b>	IP 68
<b>Salt Spray:</b>	MIL-STD 810G/ASTM B117
<b>Operating Relative Humidity:</b>	Up to 98%
<b>Storage Humidity:</b>	5% to 95% - non-condensing
<b>Storage Temperature:</b>	-40°C to +80°C
<b>Enclosure Flammability Rating:</b>	UL 94-HB
<b>Impact resistance:</b>	IK 08
<b>Product Safety &amp; Environmental:</b>	Complies with CE and RoHS standards

**Antenna Performance Plots**

**VSWR: Cell 1**



**VSWR: Cell 2**



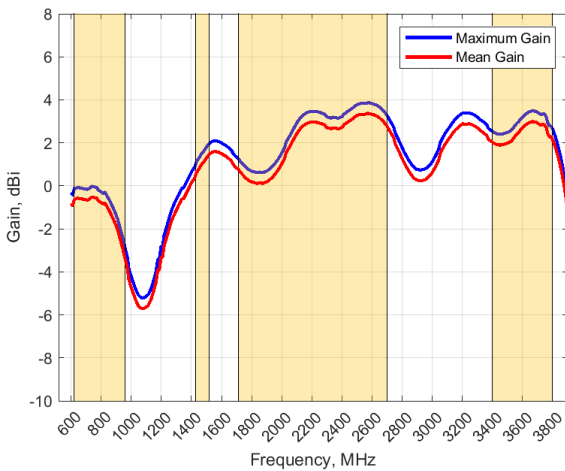
**Voltage Standing Wave Ratio (VSWR)\***

VSWR is a measure of how efficiently radio-frequency power is transmitted from a power source, through a transmission line, into a load. In an ideal system, 100% of the energy is transmitted which corresponds to a VSWR of 1:1.

The OMNI-414 delivers superior performance across all bands with a VSWR of 2:1 or better across 90% of the bands.

*\*VSWR measured with 2m low loss cable.*

**GAIN (EXCLUDING CABLE LOSS)**



**Gain\* in dBi**

4 dBi is the peak gain across all bands from 617 – 3800 MHz

Gain @ 617 – 960 MHz (Max; Mean):	0 dBi ; -0.5 dBi
Gain @ 1427-1517 MHz (Max; Mean):	2 dBi ; 1.5 dBi
Gain @ 1710 – 2700 MHz (Max; Mean):	4 dBi ; 3.5 dBi
Gain @ 3400 – 3800 MHz (Max; Mean):	4 dBi ; 3.5 dBi

*\*Antenna gain measured with polarisation aligned standard antenna*

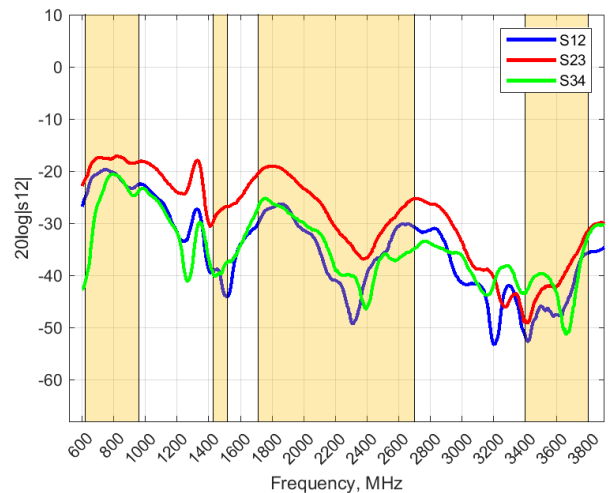
**Voltage Standing Wave Ratio (VSWR)\***

VSWR is a measure of how efficiently radio-frequency power is transmitted from a power source, through a transmission line, into a load. In an ideal system, 100% of the energy is transmitted which corresponds to a VSWR of 1:1.

The OMNI-414 delivers superior performance across all bands with a VSWR of 2:1 or better across 90% of the bands.

*\*VSWR measured with 2m low loss cable.*

**Isolation**



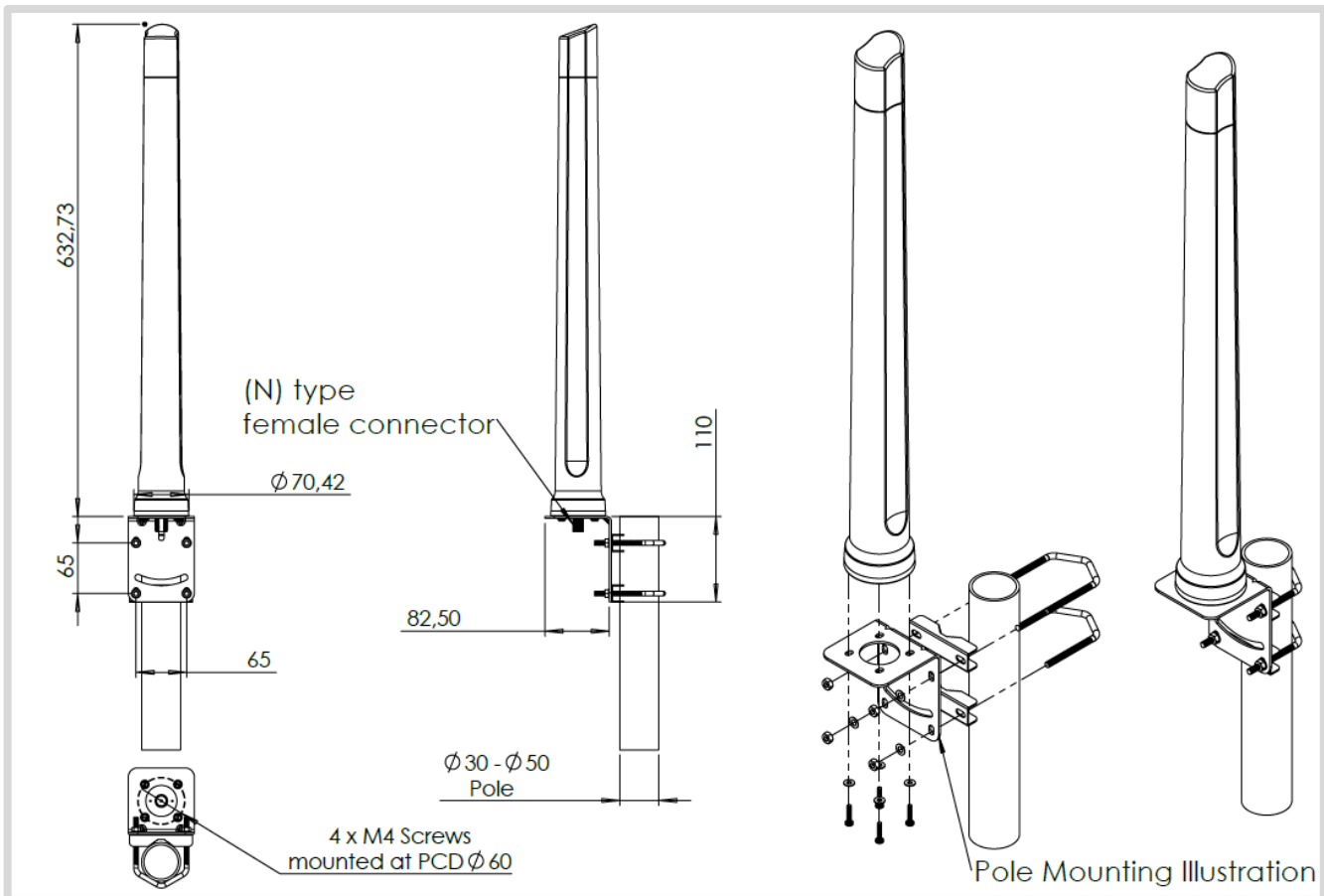
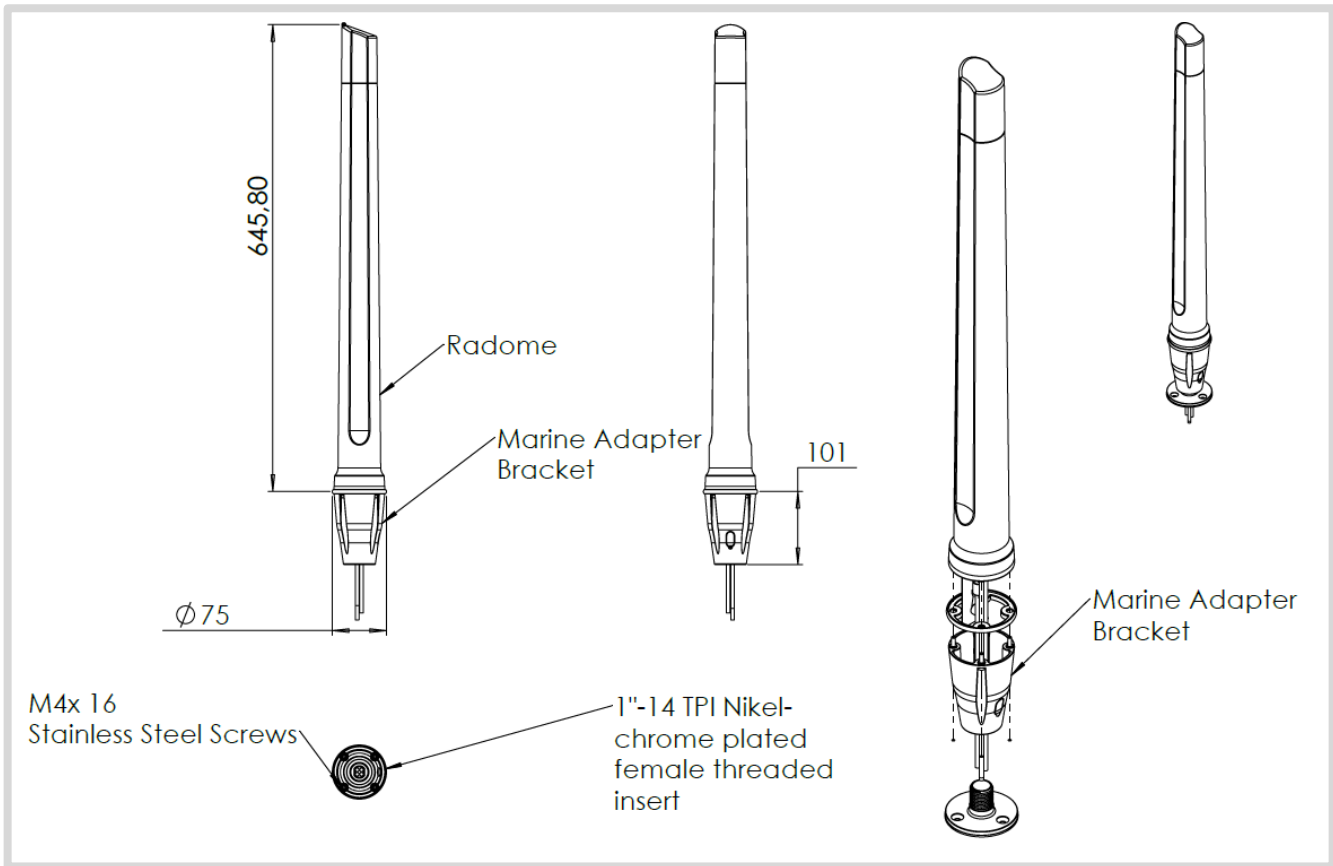
**Isolation**

Isolation is a measure of the amount of energy leaked from one port to another. In an ideal case no energy should leak from port one to port another.

**Technical Drawings**

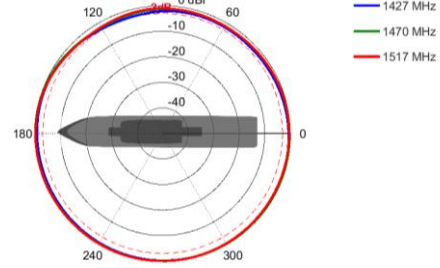
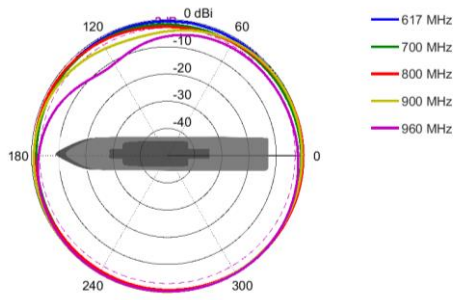
**OMNI-414**

©2021 Poynting Antennas (Pty) Ltd. All rights reserved  
 Product Specifications may change without prior notice  
 Revised: November 2021

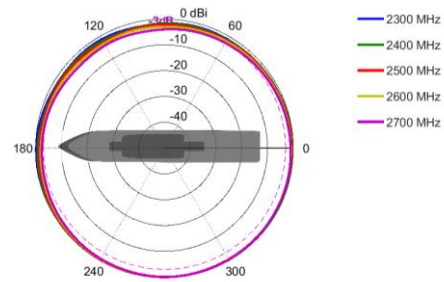
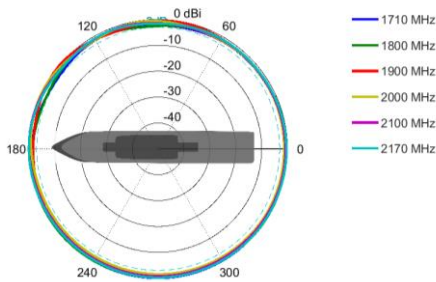


**Radiation Patterns**

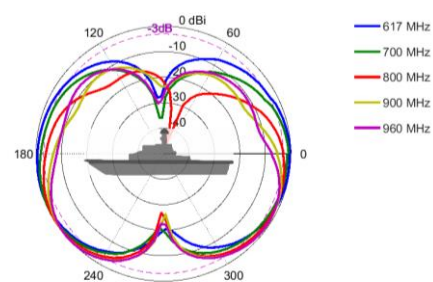
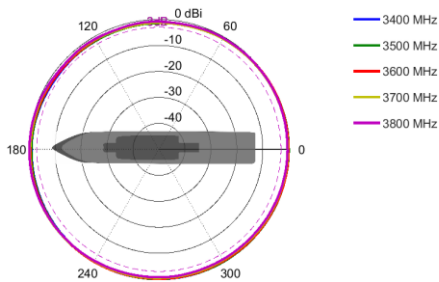
Azimuth: 617 – 960 MHz      Azimuth: 1427 – 1517 MHz



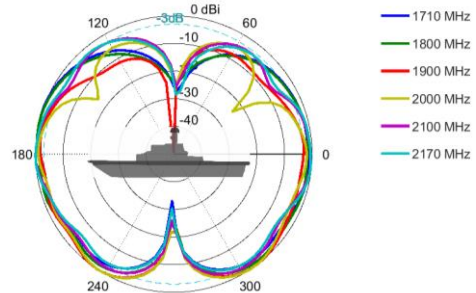
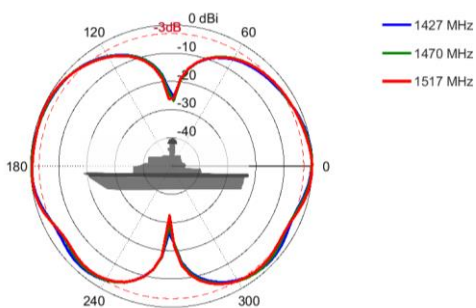
Azimuth: 1710 – 2170 MHz      Azimuth: 2300 – 2700 MHz



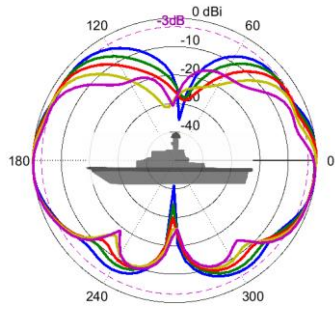
Azimuth: 3400 – 3800 MHz      Elevation: 617 – 960 MHz



Elevation: 1427 – 1517 MHz      Elevation: 1710 – 2170 MHz

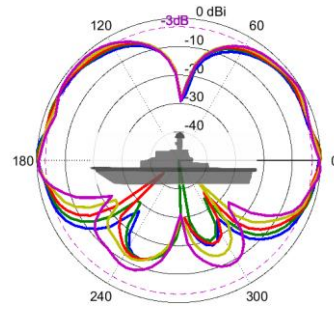


Elevation: 2300 – 2700 MHz



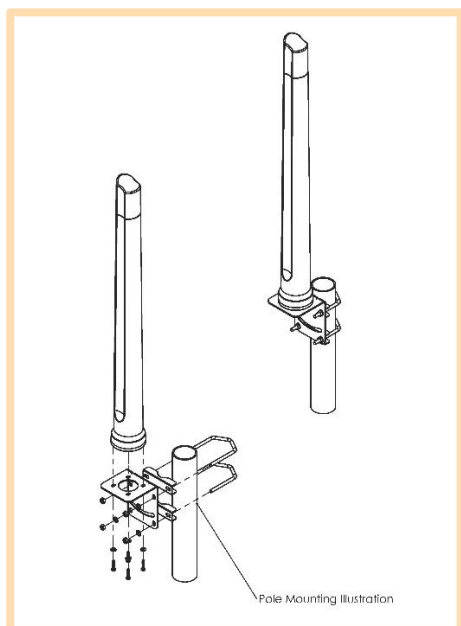
- 2300 MHz
- 2400 MHz
- 2500 MHz
- 2600 MHz
- 2700 MHz

Elevation: 3400 -3800 MHz



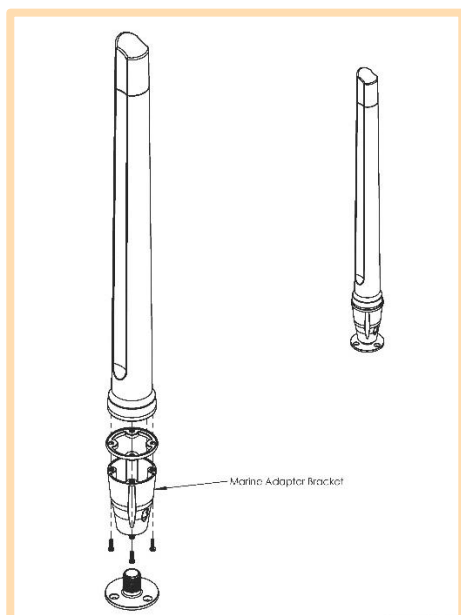
- 3400 MHz
- 3500 MHz
- 3600 MHz
- 3700 MHz
- 3800 MHz

## Mounting Options



### Pole Mount

L-Bracket 316 Stainless Steel – included  
 (for Ø 30-50mm pole)



### Marine Bracket Mount

1" -14 TPI female adapter – included  
 Mounts to standard marine brackets:

- BRKT-37: Flat Mount - Optional
- BRKT-38: Ratchet Mount - Optional
- BRKT-39: Rail Mount - Optional

See Optional Accessories below

Also available: BRKT-41 with 1.25" – 11TPI female adapter (Optional)  
 See Accessories below




## Additional Accessories



### BRKT-37

Marine flat mount antenna bracket 1"-14TPI 316 Stainless Steel



### BRKT-38

Marine ratchet rail mount antenna bracket 1"-14TPI 316 Stainless Steel



### BRKT-39

Heavy duty marine mount antenna bracket 1"-14TPI 316 Stainless Steel

See accessories technical specifications on [www.poynting.tech](http://www.poynting.tech)

## Contact Poynting

### Poynting Antennas (Pty) Ltd - Head Office

Unit 4, N1 Industrial Park  
Landmarks Avenue,  
Samrand, 0157  
South Africa

**Phone:** +27 (0) 12 657 0050

**E-mail:** [sales@poynting.co.za](mailto:sales@poynting.co.za)

### Poynting Europe

Regus Business Center Neue Messe Riem  
Kronstadter Straße 4  
81677 München  
Germany

**Phone:** +49 89 208026538

**E-mail:** [sales-europe@poynting.tech](mailto:sales-europe@poynting.tech)

### Poynting USA

1804 Owen Court, Suite 104,  
Mansfield,  
TX 76063  
USA

**Phone:** +1 817 533-8130

**E-mail:** [sales-us@poynting.tech](mailto:sales-us@poynting.tech)