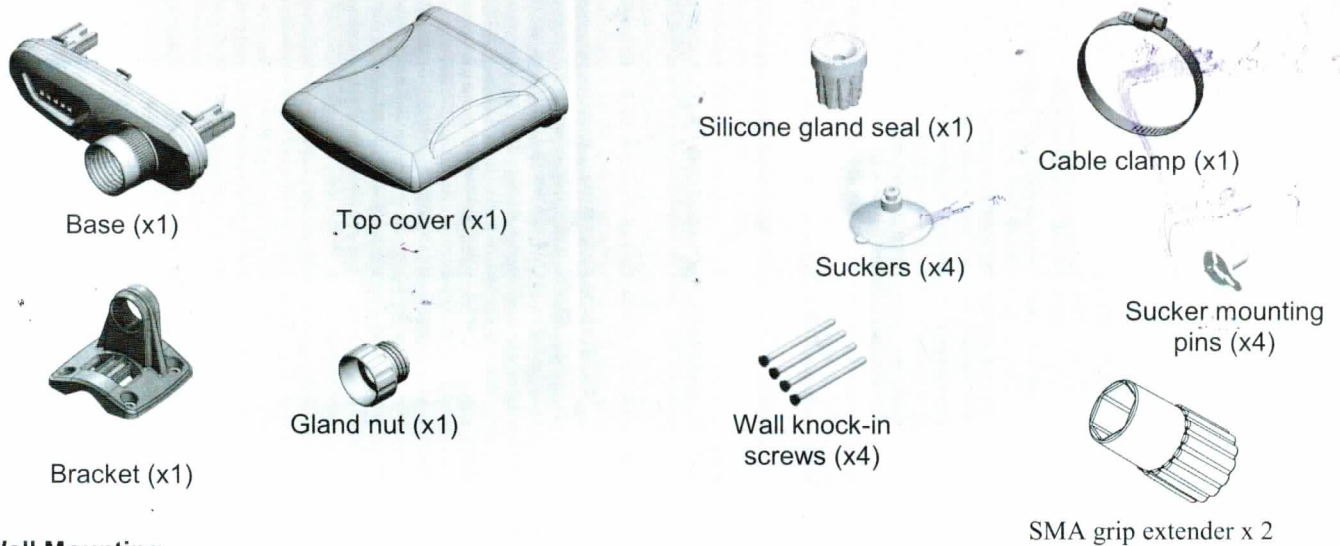


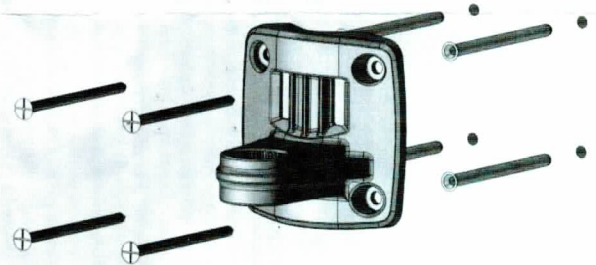
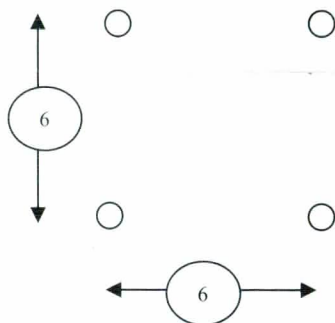
A-XPOL-0001 is a unique window, wall or pole mountable, dual polarised, full LTE band antenna. It can be mounted outdoors on a pole of up to 50mm in diameter, against a window or against a wall. Follow the instructions below for installation.

**Package contents**



**Wall Mounting**

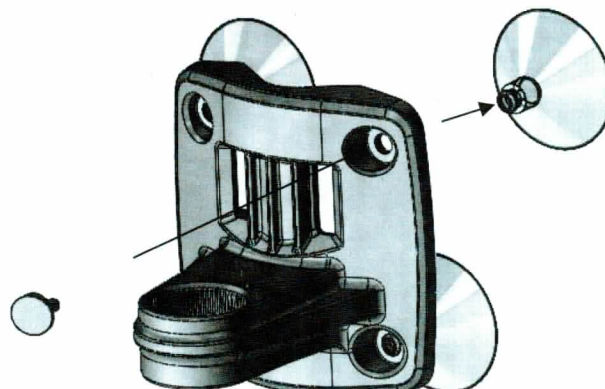
Use a 6mm masonry drill bit to drill four holes into the wall. See the dimensions below.



Place the bracket over the four holes and line up the holes in the bracket with the holes in the wall. Place the four knock-in screws to mount the bracket to the wall.

**Window Mounting**

Place each of the four suckers through the holes in the bracket. Inset the sucker pins from the front of the bracket into the hole in the four suckers.



## Pole Mounting

---

Place the pipe clamp through the bracket as shown below. Now place the cable clamp around the pole and tighten the screw on the cable clamp until the bracket is secured to the pole.

