


U.K. Module Installation Instruction

1



Strip approximately 30mm of the cable jacket, and separate 4 pairs.


2

Punchdown Sequences

T568A		T568B	
Pin 1	White/Green	Pin 1	White/orange
Pin 2	Green	Pin 2	Orange
Pin 3	White/Orange	Pin 3	White/Green
Pin 4	Blue	Pin 4	Blue
Pin 5	White/Blue	Pin 5	White/Blue
Pin 6	Orange	Pin 6	Green
Pin 7	White/Brown	Pin 7	White/Brown
Pin 8	Brown	Pin 8	Brown


Method 1

3




Follow the wiring sticker to place the wires into IDC.

4



Punch the wire and cut off the surplus wires.

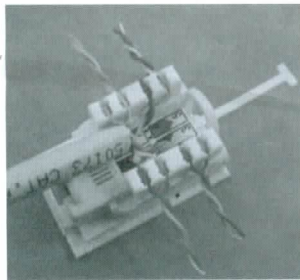
5



Tie up the cable by cable tie, and finish.


Method 2

3




Follow the wiring sticker to place the wires into IDC.

4



Punch the wire and cut off the surplus wires.

5



Tie up the cable by cable tie, and finish.